

NAME _____ DATE _____ PERIOD _____

8-4 Skills Practice

Trigonometry

Use $\triangle RST$ to find $\sin R$, $\cos R$, $\tan R$, $\sin S$, $\cos S$, and $\tan S$. Express each ratio as a fraction and as a decimal to the nearest hundredth.



1. $r = 16$, $s = 30$, $t = 34$
2. $r = 10$, $s = 24$, $t = 26$
- $\sin R = \frac{16}{37} \approx 0.47$; $\sin R = \frac{10}{26} \approx 0.38$
 $\cos R = \frac{30}{37} \approx 0.88$; $\cos R = \frac{24}{26} \approx 0.92$
 $\tan R = \frac{16}{30} \approx 0.53$; $\tan R = \frac{10}{24} \approx 0.42$
 $\sin S = \frac{30}{34} \approx 0.88$; $\sin S = \frac{24}{26} \approx 0.92$
 $\cos S = \frac{16}{34} \approx 0.47$; $\cos S = \frac{10}{26} \approx 0.38$
 $\tan S = \frac{30}{16} \approx 1.88$; $\tan S = \frac{24}{10} = 2.4$

Use a calculator to find each value. Round to the nearest ten-thousandth.

3. $\sin 5$ **0.0872** 4. $\tan 23$ **0.4245** 5. $\cos 61$ **0.4848**
 6. $\sin 75.8$ **0.9694** 7. $\tan 17.3$ **0.3115** 8. $\cos 52.9$ **0.6032**

Use the figure to find each trigonometric ratio. Express answers as a fraction and as a decimal rounded to the nearest ten-thousandth.

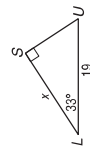


9. $\tan C$ 10. $\sin A$ 11. $\cos C$
- $\frac{9}{40} \approx 0.2250$ $\frac{40}{41} \approx 0.9756$ $\frac{40}{41} \approx 0.9756$

Find the measure of each acute angle to the nearest tenth of a degree.

12. $\sin B = 0.2985$ **17.4** 13. $\tan A = 0.4168$ **22.6** 14. $\cos R = 0.8443$ **32.4**
 15. $\tan C = 0.3894$ **21.3** 16. $\cos B = 0.7329$ **42.9** 17. $\sin A = 0.1176$ **6.8**

Find x . Round to the nearest tenth.



18. **28.8** 19. **73.5** 20. **15.9**

Chapter 8

30

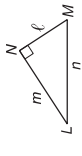
Glencoe Geometry

NAME _____ DATE _____ PERIOD _____

8-4 Practice

Trigonometry

Use $\triangle LMN$ to find $\sin L$, $\cos L$, $\tan L$, $\sin M$, $\cos M$, and $\tan M$. Express each ratio as a fraction and as a decimal to the nearest hundredth.

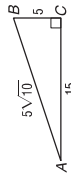


1. $l = 15$, $m = 36$, $n = 39$
2. $l = 12$, $m = 12\sqrt{3}$, $n = 24$
- $\sin L = \frac{15}{39} \approx 0.38$; $\sin L = \frac{12}{24} = 0.50$
 $\cos L = \frac{36}{39} \approx 0.92$; $\cos L = \frac{12\sqrt{3}}{24} \approx 0.87$
 $\tan L = \frac{15}{36} \approx 0.42$; $\tan L = \frac{12}{12\sqrt{3}} \approx 0.58$
 $\sin M = \frac{36}{39} \approx 0.92$; $\sin M = \frac{12\sqrt{3}}{24} \approx 0.87$
 $\cos M = \frac{15}{39} \approx 0.38$; $\cos M = \frac{12}{24} = 0.50$
 $\tan M = \frac{36}{15} = 2.4$; $\tan M = \frac{12\sqrt{3}}{12} = 1.73$

Use a calculator to find each value. Round to the nearest ten-thousandth.

3. $\sin 72.5$ **0.9537** 4. $\tan 27.5$ **0.5206** 5. $\cos 64.8$ **0.4258**

Use the figure to find each trigonometric ratio. Express answers as a fraction and as a decimal rounded to the nearest ten-thousandth.

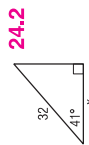


6. $\cos A$ 7. $\tan B$ 8. $\sin A$
- $\frac{3\sqrt{10}}{10} \approx 0.9487$ $\frac{3}{1} = 3.0000$ $\frac{\sqrt{10}}{10} \approx 0.3162$

Find the measure of each acute angle to the nearest tenth of a degree.

9. $\sin B = 0.7823$ **51.5** 10. $\tan A = 0.2356$ **13.3** 11. $\cos R = 0.6401$ **50.2**

Find x . Round to the nearest tenth.



12. **64.4** 13. **18.1** 14. **24.2**

15. **GEOGRAPHY** Diego used a theodolite to map a region of land for his class in geomorphology. To determine the elevation of a vertical rock formation, he measured the distance from the base of the formation to his position and the angle between the ground and the line of sight to the top of the formation. The distance was 43 meters and the angle was 36 degrees. What is the height of the formation to the nearest meter? **31 m**



Chapter 8

31

Glencoe Geometry