

Name Key

Indirect Measurement and Similarity Extra Practice ACC

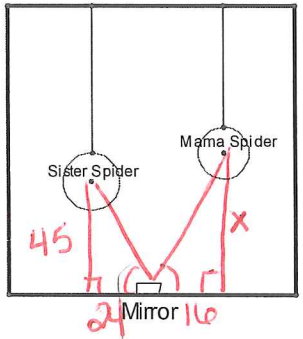
1. Mary Ellen, who is 1.68 meters tall, wants to find the height of a tree in her backyard. From the tree's base, she walks 10.5 meters along the tree's shadow to a position where the end of her shadow exactly overlaps the end of the tree's shadow. She is now 3.10 meters from the end of the shadows. How tall is the tree?



$\frac{x}{1.68} = \frac{13.6}{3.1}$ AA similarity

$x \approx 7.37m$ tall

2. A family of spiders has found a mirror on the ground and they have been positioning themselves to see each other in the mirrors. Mama and Sister spider are shown below. Sister spider, who is 45 inches off the ground, can see Mama spider in the mirror that is on the ground between them. The mirror is 24 inches from the point directly below Sister spider and 16 inches from the point directly below Mama spider. How far is Mama spider from the ground? Please write in all the measurements in the correct places in the diagram.

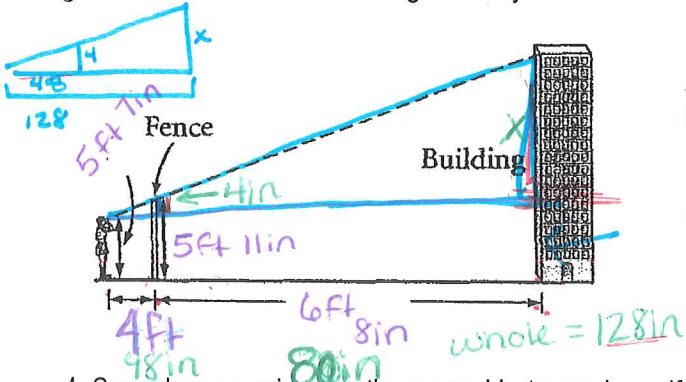


$\frac{x}{45} = \frac{16}{24}$

AA similarity

$x = 30$ inches off the ground

3. Thach is standing 4 feet behind a fence 5 ft 11 in. tall. When he looks over the fence, he can just see the top edge of building. He knows that the building is 6 ft 8 in. behind the fence. His eyes are 5 ft 7 in. from the ground. How tall is the building? Give your answer to the nearest foot.

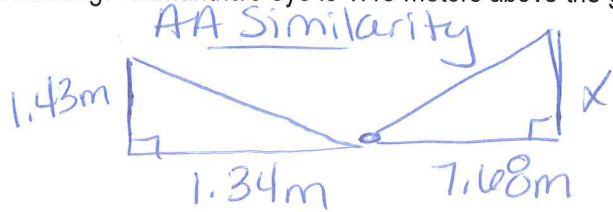


$\frac{x}{4} = \frac{128}{48}$

AA similarity

$x = 10.6in$ Building is 77.6in tall
 $x \approx .8ft$
 Building is $\approx 6ft + .8ft \div 12$
 Small building!

4. Sam places a mirror on the ground between herself and an apartment building and stands so that she can see the top of a window on the 10th floor. The mirror is 1.34 meters from her feet and 7.68 meters from the base of the building. Samantha's eye is 1.43 meters above the ground. How high is the window?



$\frac{x}{1.43} = \frac{7.68}{1.34}$

$x \approx 8.2m$ high

5. Show all work. Romeo is trying to see his Juliet but the only way to do so is to climb through her window. Her window is 14 feet off the ground. He knows his 10 foot ladder is too short because it only reaches up 8 feet. He has an idea to use his 18 foot ladder, but he is unsure if the ladder will reach. Use the following information to help Romeo see his love: *The two ladders are leaning against a wall such that they make the same angle with the ground. The 10 foot ladder reaches 8 feet up the wall.*

Safely

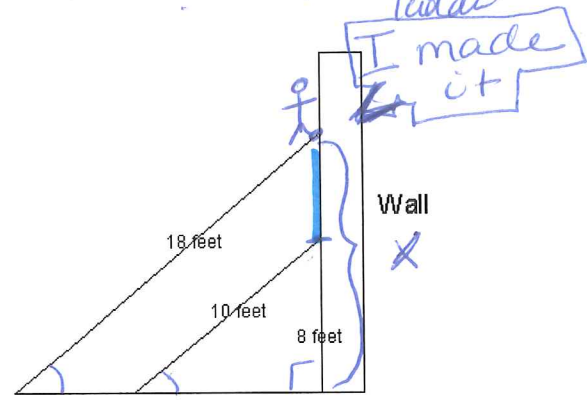
How high does the 18 foot ladder reach? 14.4 ft

How much further does the 18 foot ladder reach? 6.4 ft than the 10 foot ladder

AA Similarity

$$\frac{x}{8} = \frac{18}{10}$$

$$x = 14.4 \text{ ft}$$

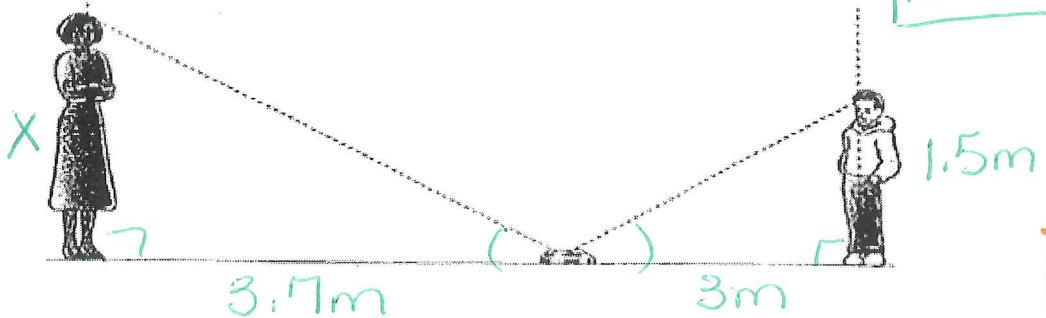


6. The principal asked Hank to demonstrate what he was learning in math class. Hank decided to use the mirror method to estimate the principal's height. Here are the measurements Hank recorded. Use them to find the principal's height.
 Height from the ground to Hank's eyes = 1.5 m
 Distance from the center of the mirror to Hank = 3 m
 Distance from the center of the mirror to the principal = 3.7 m

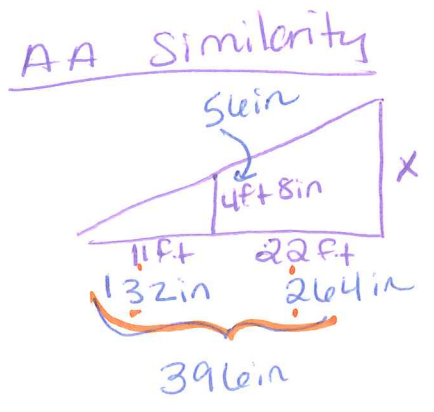
AA Similarity

$$\frac{x}{1.5} = \frac{3.7}{3}$$

$$x = 1.85 \text{ m}$$



7. Igor, who is 4 ft 8 in. tall, wishes to find the height of an oak tree in front of his castle. He walks along the shadow of the tree until the end of his shadow exactly overlaps the end of the treetop's shadow. At that point, he is 22 ft from the foot of the tree and 11 ft from the end of the shadows. How tall is the oak tree?



$$\frac{x}{56} = \frac{396}{132}$$

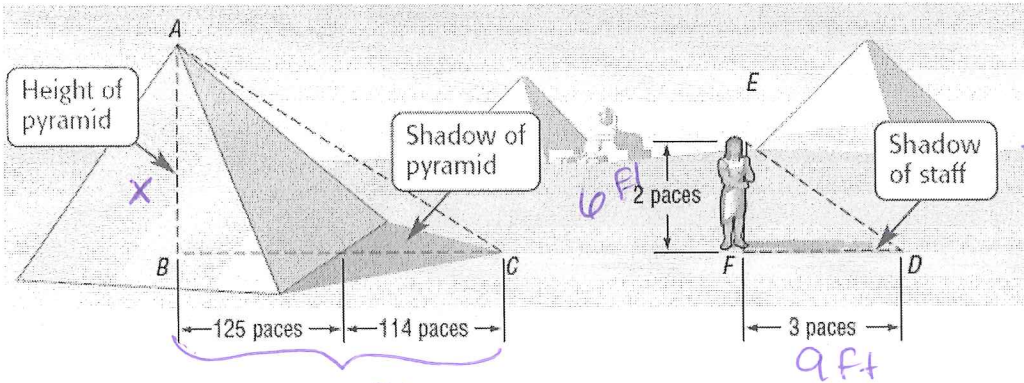
$$x \approx 168.0 \text{ in}$$

$$x \approx 13.8 \text{ ft}$$

$$14 \text{ Feet}$$

8. **HISTORY** The Greek mathematician Thales was the first to measure the height of a pyramid by using geometry. He showed that the ratio of a pyramid to a staff was equal to the ratio of one shadow to the other. If a pace is about 3 feet, approximately how tall was the pyramid at that time?

AA Similarity

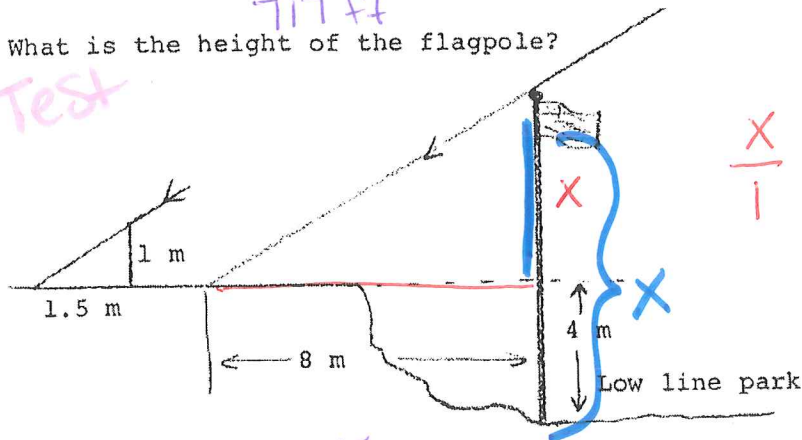


$$\frac{x}{6} = \frac{717}{9}$$

$$x = 478 \text{ ft tall}$$

9. What is the height of the flagpole?

Q + Test



$$\frac{x}{1} = \frac{8}{1.5} = 5.\bar{3}$$

AA Similarity

$$x \approx 9.\bar{3} \text{ m}$$

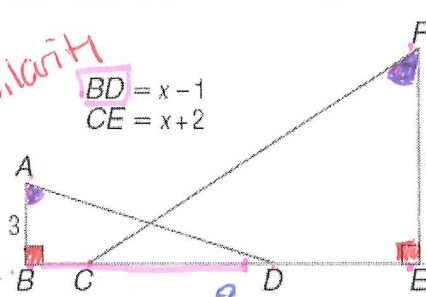
ALGEBRA Identify the similar triangles, and find x and the measures of the indicated sides.

TEST

10. \overline{BD} and \overline{EC}

$$\triangle DAB \sim \triangle CFE$$

AA Similarity



$$\frac{BD}{CE} = \frac{AB}{FE}$$

$$\frac{x-1}{x+2} = \frac{3}{8}$$

$$8(x-1) = 3(x+2)$$

$$8x - 8 = 3x + 6$$

$$5x = 14$$

$$x = 2.8$$

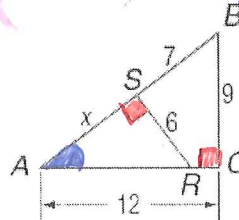
$$BD = 1.8$$

$$CE = 4.8$$

11. \overline{AB} and \overline{AS}

AA Similarity

$$\triangle ACB \sim \triangle ASR$$



$$\frac{AS}{AC} = \frac{SR}{CB}$$

$$\frac{x}{12} = \frac{6}{9}$$

$$x = 8$$

$$AB = 15$$

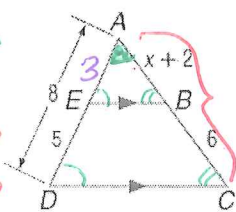
$$AS = 8$$

Quiz TEST

13. \overline{AB} and \overline{AC}

$$\triangle ABE \sim \triangle ACD$$

AA Similarity



$$\frac{AB}{AC} = \frac{AE}{AD}$$

$$\frac{x+2}{x+8} = \frac{3}{8}$$

$$8(x+2) = 3(x+8)$$

$$8x + 16 = 3x + 24$$

$$5x = 8$$

$$x = 1.6$$

$$AB = 3.6$$

$$AC = 9.6$$

14. Why is $\triangle TMR \sim \triangle THM$ $\sim \triangle MHR$?

By AA Similarity

Find x, y, and h.

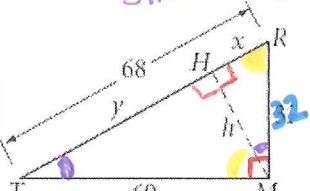
$$\frac{RH}{RM} = \frac{RM}{RT} \quad \frac{HT}{TM} = \frac{TM}{TR}$$

$$\frac{x}{32} = \frac{32}{68}$$

$$x = 15.1$$

$$\frac{y}{60} = \frac{60}{68}$$

$$y \approx 52.9$$



$$\frac{HM}{TM} = \frac{RM}{TR} \quad \frac{h}{60} = \frac{32}{68}$$

$$h \approx 28.2$$

cel

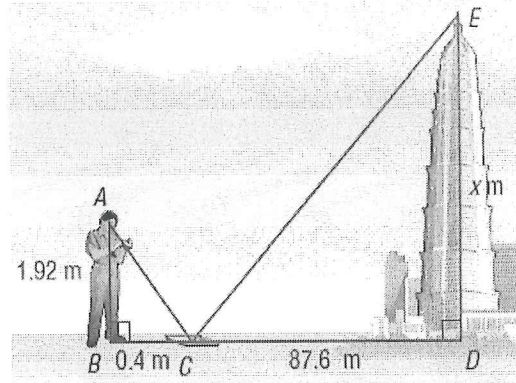
15. To estimate the height of the Jin Mao Tower in Shanghai, a tourist sights the top of the tower in a mirror that is on the ground and faces upward.

How tall is the tower?

AA Similarity

$$\frac{x}{1.92} = \frac{87.6}{0.4}$$

$$x = 420.48 \text{ m tall}$$



16. Is $\triangle PHY \sim \triangle YHT$?
Is $\triangle PTY$ a right triangle?
Explain why or why not.

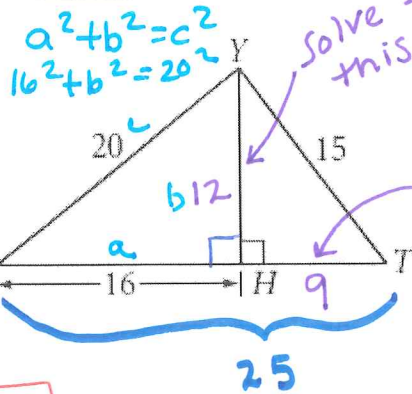
yes, SSS

$$\frac{PH}{YH} = \frac{16}{12} = \frac{4}{3}$$

$$\frac{PY}{YT} = \frac{20}{15} = \frac{4}{3}$$

$$\frac{HY}{HT} = \frac{12}{9} = \frac{4}{3}$$

SLR's are =



$$a^2 + b^2 = c^2$$

$$16^2 + 12^2 = 20^2$$

Solve for this 1st

Then solve for this

Right \triangle
 $20^2 + 15^2 = 25^2$
 $625 = 625$

find f
 $\frac{CU}{CO} = \frac{CE}{CR}$ $\frac{f+36}{36} = \frac{80}{48}$

$$48(f+36) = 36 \cdot 80$$

$$48f + 1728 = 2880$$

$$f = 24$$

17. $\overline{OR} \parallel \overline{UE} \parallel \overline{NT}$

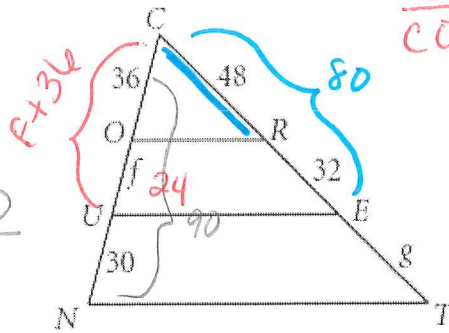
Find f and g.

$$\frac{CT}{CR} = \frac{CN}{CO} \quad \frac{80+g}{48} = \frac{90}{36}$$

$$36(g+80) = 48 \cdot 90$$

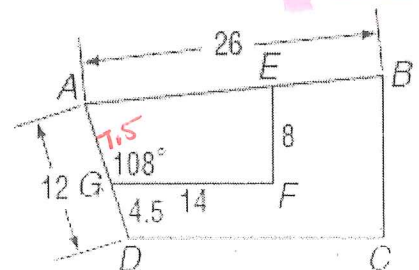
$$36g + 2880 = 4320$$

$$g = 140$$



For Exercises 28–35, use the following information to find each measure.
 Polygon $ABCD \sim$ polygon $AEFG$, $m\angle AGF = 108$, $GF = 14$, $AD = 12$,
 $DG = 4.5$, $EF = 8$, and $AB = 26$.

28. scale factor of trapezoid $ABCD$ to trapezoid $AEFG$
29. AG
30. DC
31. $m\angle ADC$
32. BC
33. perimeter of trapezoid $ABCD$
34. perimeter of trapezoid $AEFG$
35. ratio of the perimeter of polygon $ABCD$ to the perimeter of polygon $AEFG$



Test

$$28.) SF: \frac{AD}{AG} = \frac{12}{7.5} = 1.6 = \frac{8}{5}$$

$$29.) AG = 7.5$$

$$30.) \frac{DC}{GF} = \frac{AD}{AG}$$

$$\frac{DC}{14} = \frac{12}{7.5}$$

$$\boxed{DC = 22.4}$$

$$31.) \angle ADC = 108^\circ$$

$$32.) \frac{BC}{EF} = \frac{AD}{AG}$$

$$\frac{BC}{8} = \frac{12}{7.5}$$

$$\boxed{BC = 12.8}$$

(33.) Perimeter of ABCD

$$P = AB + BC + CD + DA$$

$$P = 26 + 12.8 + 22.4 + 12$$

$$\boxed{P = 73.2}$$

34.) Perimeter of AEFG
Method 1:

$$SLR = PR \quad \frac{8}{5} = \frac{73.2}{X}$$

$$\boxed{X = 45.75}$$

OR

Method 2: Find EA 1st

$$\frac{EA}{26} = \frac{7.5}{12} \quad EA = 16.25$$

$$P = AE + EF + GF + AG$$

$$P = 16.25 + 8 + 14 + 7.5$$

$$\boxed{P = 45.75}$$

$$(35.) \frac{ABCD}{AEFG} = \frac{73.2}{45.75} = 1.6 = \frac{8}{5}$$

which is exactly the SLR

$$\therefore SLR = SF = PR!$$