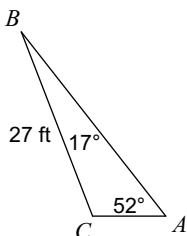


Law of Sines Practice Checkpoint

Date _____ Period _____

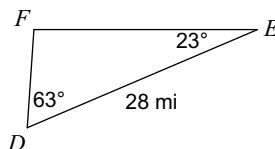
Find each measurement indicated. Round your answers to the nearest tenth.

1) Find AC

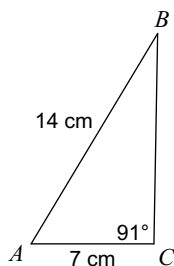


- A) 13 ft B) 7 ft
C) 10 ft D) 11 ft

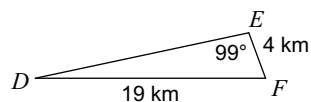
2) Find DF



- A) 8 mi B) 10 mi
C) 13 mi D) 11 mi

3) Find $m\angle B$ 

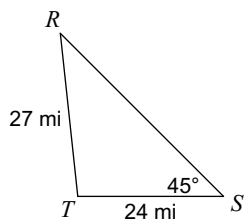
- A) 27° B) 31°
C) 31.1° D) 30°

4) Find $m\angle D$ 

- A) 12° B) 9°
C) 15° D) 17°

Solve each triangle. Round your answers to the nearest tenth.

5)

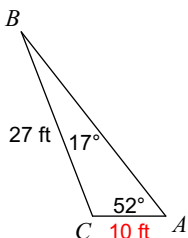


- A) $m\angle T = 96.1^\circ$, $m\angle R = 38.9^\circ$, $t = 38$ mi
B) $m\angle T = 96.1^\circ$, $m\angle R = 38.9^\circ$, $t = 41$ mi
C) $m\angle T = 92^\circ$, $m\angle R = 43^\circ$, $t = 38$ mi
D) $m\angle T = 99^\circ$, $m\angle R = 36^\circ$, $t = 38$ mi

Law of Sines Practice Checkpoint

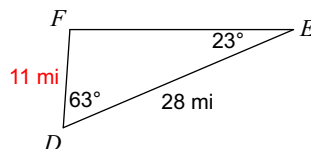
Find each measurement indicated. Round your answers to the nearest tenth.

1) Find AC



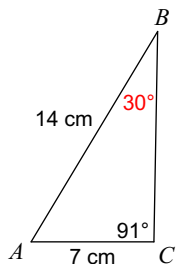
- A) 13 ft
- B) 7 ft
- *C) 10 ft
- D) 11 ft

2) Find DF



- A) 8 mi
- B) 10 mi
- C) 13 mi
- *D) 11 mi

3) Find $m\angle B$



- A) 27°
- B) 31°
- C) 31.1°
- *D) 30°

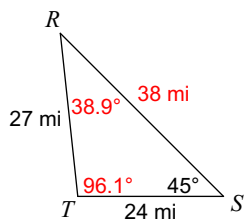
4) Find $m\angle D$



- *A) 12°
- B) 9°
- C) 15°
- D) 17°

Solve each triangle. Round your answers to the nearest tenth.

5)



- *A) $m\angle T = 96.1^\circ$, $m\angle R = 38.9^\circ$, $t = 38$ mi
- B) $m\angle T = 96.1^\circ$, $m\angle R = 38.9^\circ$, $t = 41$ mi
- C) $m\angle T = 92^\circ$, $m\angle R = 43^\circ$, $t = 38$ mi
- D) $m\angle T = 99^\circ$, $m\angle R = 36^\circ$, $t = 38$ mi