

Name: _____

Hour: _____

Matching Vocabulary Practice A

Directions: Use each vocabulary word once by matching it to the BEST definition or description.

- | | |
|------------------------|-------------------------|
| a. Line Segment | n. Linear Pair |
| b. Ray | o. Supplementary Angles |
| c. Parallel Lines | p. Complementary Angles |
| d. Perpendicular Lines | q. Vertical Angles |
| e. Polygon | r. Scalene Triangle |
| f. Collinear | s. Isosceles Triangle |
| g. Congruent | t. Acute Triangle |
| h. Segment Bisector | u. Right Triangle |
| i. Right Angle | v. Obtuse Triangle |
| j. Obtuse Angle | w. Diagonal |
| k. Acute Angle | x. Exterior |
| l. Angle Bisector | y. Undefined Terms |
| m. Adjacent Angles | |

- _____ 1. Two nonadjacent angles which are formed by intersecting lines (who share a common vertex and have no common side)
- _____ 2. Lines (segments or rays) which intersect at a 90° angle
- _____ 3. Two adjacent angles whose noncommon sides form opposite rays (or create a line)
- _____ 4. Points which lie on the same line
- _____ 5. A triangle with all angles measuring less than 90°
- _____ 6. A closed figure, created by segments, whose "corners" we call vertices - when naming these, order matters.
- _____ 7. In geometry these are point, line, and plane
- _____ 8. A ray (line or segment) which divides an angle into two \cong parts
- _____ 9. An angle with the measure of exactly 90°
- _____ 10. A triangle with 2 sides equal in measure
- _____ 11. A triangle with a 90° angle
- _____ 12. Ray, segment, line, or plane which cuts a segment into 2 \cong parts.
- _____ 13. Lines which never intersect (these can be segments or rays as well)
- _____ 14. A point that is neither on the angle nor in the interior of the angle
- _____ 15. An angle whose measure is less than 90°
- _____ 16. In a polygon, this segments connects two nonconsecutive vertices

- ___ 17. Angles that share a common vertex and a common side, but share no interior points
- ___ 18. The sum of the measures of two angles is 90°
- ___ 19. Meaning equal in measure
- ___ 20. The measurable part of a line that consists of two points, called endpoints, and all of the points between them. This is written as \overline{AB} .
- ___ 21. When writing this, it must be written with the endpoint on the left and the point to the right. (For example:
 \overrightarrow{AB})
- ___ 22. The sum of the measures of two angles is 180°
- ___ 23. A triangle with 3 different side lengths
- ___ 24. An angle whose measure is greater than 90°
- ___ 25. A triangle with an angle larger than 90° and less than 180°

Matching Vocabulary with Figures Practice A

Directions: Use each vocabulary word once by matching it to the BEST definition or description.

- | | |
|------------------------|-----------------------|
| a. Line Segment | l. Angle Bisector |
| b. Ray | m. Adjacent Angles |
| c. Parallel Lines | n. Linear Pair |
| d. Perpendicular Lines | o. Exterior |
| e. Acute Triangle | p. Diagonal |
| f. Collinear | q. Vertical Angles |
| g. Congruent | r. Scalene Triangle |
| h. Segment Bisector | s. Isosceles Triangle |
| i. Right Angle | t. Obtuse Triangle |
| j. Obtuse Angle | u. Right Triangle |
| k. Acute Angle | |

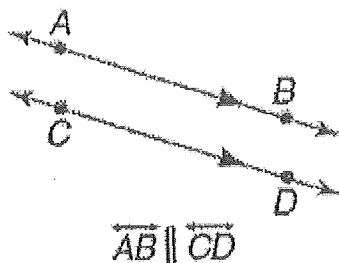
____ 1.




____ 2.




____ 3.



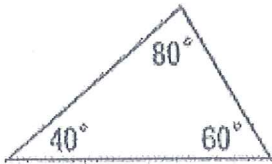
____ 4.




5. $\angle PSQ$ and $\angle QSR$



6.



7.



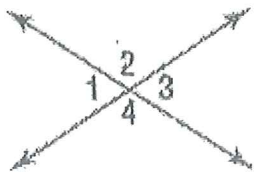
8.



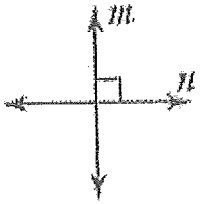
$$90 < m\angle A < 180$$

9. $\angle 1 \cong \angle 3$

$$\angle 2 \cong \angle 4$$




___ 10.

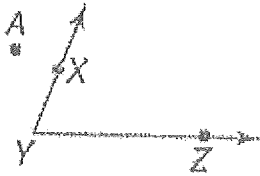


line $m \perp$ line n

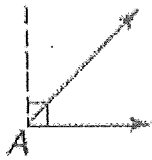
___ 11.



___ 12. Point A

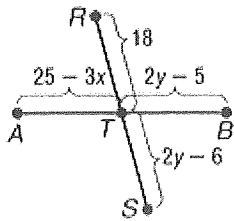


___ 13.

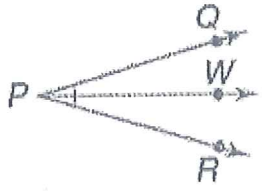


$0 < m\angle A < 90$

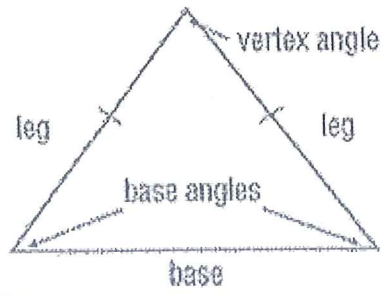
___ 14. $\overline{AT} \cong \overline{TB}$



___ 15.



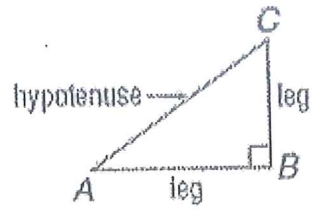
___ 16.



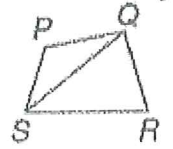
___ 17. \overline{DH}



___ 18.



___ 19. \overline{SQ}



___ 20. \cong

___ 21. Points P, Q, and R

